

Section 130 Program Updates

SHRP2 Community of Interest Meeting
March, 2018



U.S. Department of Transportation
Federal Highway Administration



U.S. Department of Transportation
Federal Railroad Administration



Safe Roads for a Safer Future
Investment in roadway safety saves lives

<http://safety.fhwa.dot.gov>

FAST Act Funding




2016	2017	2018	2019	2020
\$350 M*	\$230 M	\$235 M	\$240 M	\$245 M

*Includes a one-time increase to \$350 million from the FY 2016 Omnibus bill passed on December 18, 2015

Other FAST Act Requirements

- Model grade crossing action plan
- FRA regulation to develop or update a State Action Plan
- Allows Section 130 funding for State Action Plan
- Eliminate hazards from crossings blocked due to idling trains

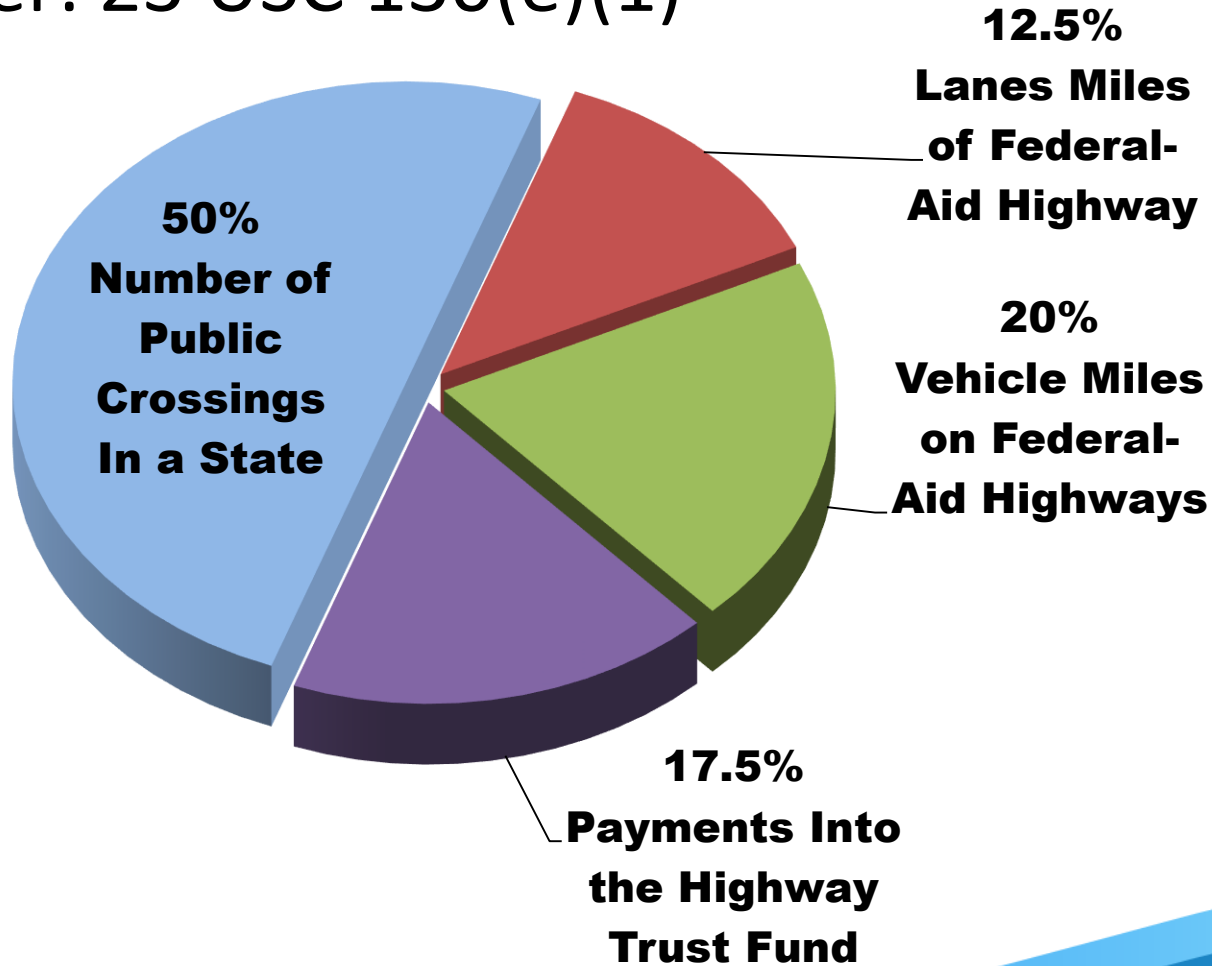


Funding Reminders

- Section 130 funds are set-aside from a State's HSIP funds
- Funds are apportioned to States by formula
- Minimum of 0.5% to each State
- Obligation Period is the Fiscal Year + 3 Years
- Federal Share is 90% for Section 130 funds

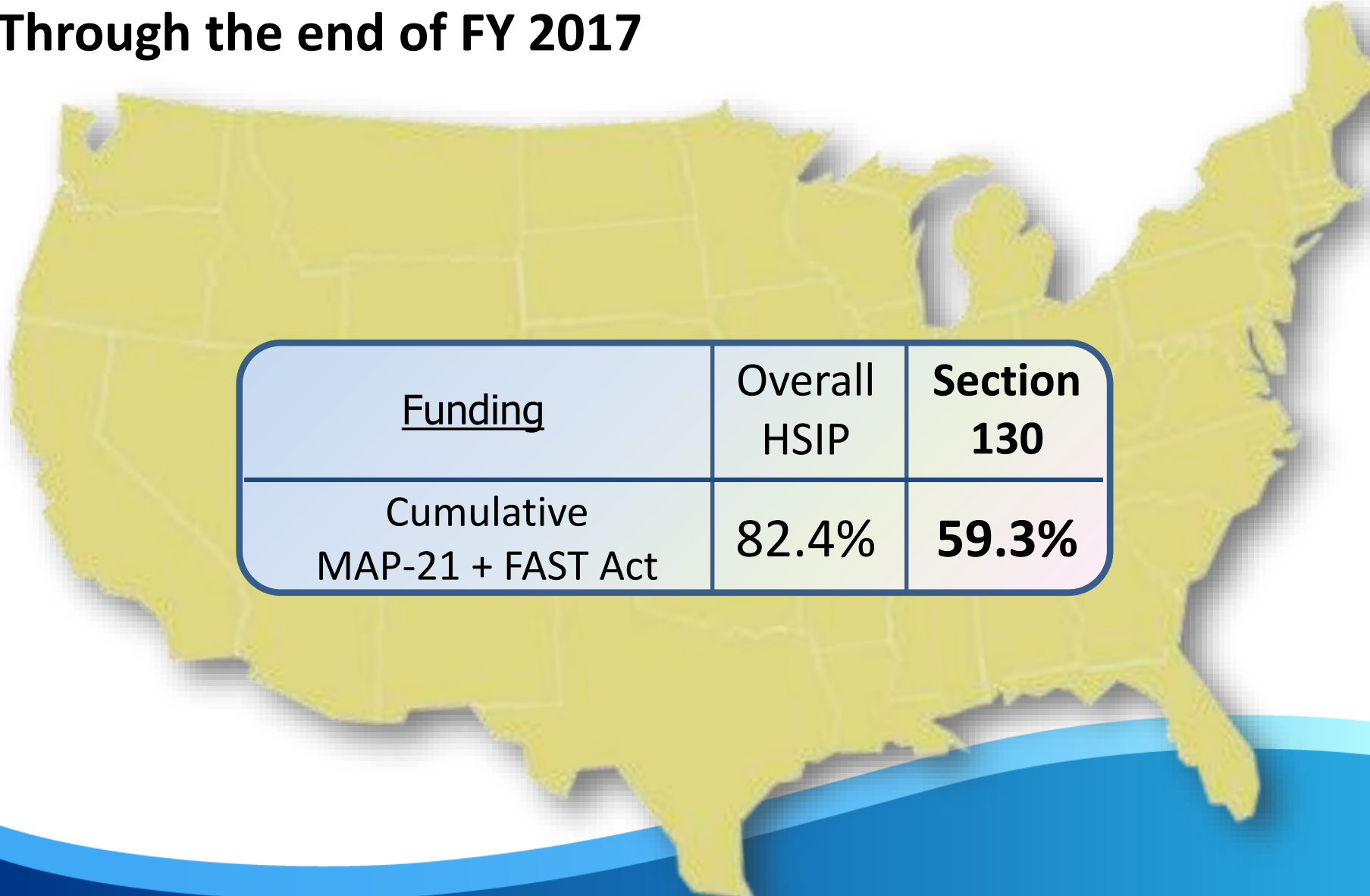
Funding distribution formula for a State

Per: 23 USC 130(e)(1)



National Obligation Rates

Through the end of FY 2017




<u>Funding</u>	Overall HSIP	Section 130
Cumulative MAP-21 + FAST Act	82.4%	59.3%



Obligation Rates by State

**Cumulative MAP-21 & FAST Act
through end of FY 2017**



State	Funds Apportioned	Obligations to Date	% Obligated
Alabama	\$25,546,798	\$13,563,509	53.1%
Alaska	\$6,197,800	\$6,197,800	100.0%
Arizona	\$15,012,585	\$8,917,105	59.4%
Arkansas	\$21,149,559	\$9,337,361	44.1%
California	\$86,056,463	\$46,003,475	53.5%
Colorado	\$17,881,690	\$6,751,259	37.8%
Connecticut	\$7,291,106	\$3,470,998	47.6%
Delaware	\$6,197,800	\$6,197,800	100.0%
District of Columbia	\$6,197,800	\$6,197,800	100.0%
Florida	\$47,793,499	\$45,656,474	95.5%
Georgia	\$44,303,962	\$23,615,953	53.3%
Hawaii	\$6,197,800	\$2,804,140	45.2%
Idaho	\$9,989,954	\$4,108,756	41.1%
Illinois	\$58,097,949	\$23,104,391	39.8%
Indiana	\$41,245,290	\$15,595,143	37.8%
Iowa	\$29,419,751	\$12,327,058	41.9%
Kansas	\$33,413,773	\$26,389,248	79.0%
Kentucky	\$20,442,366	\$7,349,429	36.0%

State	Funds Apportioned	Obligations to Date	% Obligated
Louisiana	\$22,724,568	\$13,329,177	58.7%
Maine	\$6,915,600	\$2,276,771	32.9%
Maryland	\$12,895,788	\$7,937,376	61.6%
Massachusetts	\$13,619,600	\$12,922,369	94.9%
Michigan	\$41,984,150	\$19,012,249	45.3%
Minnesota	\$33,457,399	\$12,861,646	38.4%
Mississippi	\$19,096,318	\$17,984,567	94.2%
Missouri	\$30,940,015	\$26,863,106	86.8%
Montana	\$10,434,798	\$9,536,086	91.4%
Nebraska	\$20,069,151	\$12,285,680	61.2%
Nevada	\$6,197,800	\$3,804,326	61.4%
New Hampshire	\$6,197,800	\$2,609,391	42.1%
New Jersey	\$20,521,215	\$20,155,151	98.2%
New Mexico	\$8,996,558	\$6,118,417	68.0%
New York	\$34,680,569	\$14,889,827	42.9%
North Carolina	\$36,208,664	\$33,215,937	91.7%
North Dakota	\$20,570,642	\$14,781,698	71.9%

State	Funds Apportioned	Obligations to Date	% Obligated
Ohio	\$48,268,453	\$48,268,453	100.0%
Oklahoma	\$29,235,382	\$18,800,168	64.3%
Oregon	\$16,260,476	\$8,345,659	51.3%
Pennsylvania	\$36,756,566	\$13,612,487	37.0%
Rhode Island	\$6,197,800	\$2,203,796	35.6%
South Carolina	\$23,710,883	\$16,174,671	68.2%
South Dakota	\$13,229,767	\$4,842,512	36.6%
Tennessee	\$26,455,048	\$21,716,716	82.1%
Texas	\$99,473,338	\$52,988,037	53.3%
Utah	\$8,834,313	\$4,099,955	46.4%
Vermont	\$6,197,800	\$6,076,399	98.0%
Virginia	\$25,162,380	\$11,890,988	47.3%
Washington	\$22,819,259	\$10,739,796	47.1%
West Virginia	\$11,039,741	\$5,785,629	52.4%
Wisconsin	\$31,774,414	\$8,050,270	25.3%
Wyoming	\$6,197,800	\$3,552,978	57.3%

Fatalities at Crossings



Recent Updates

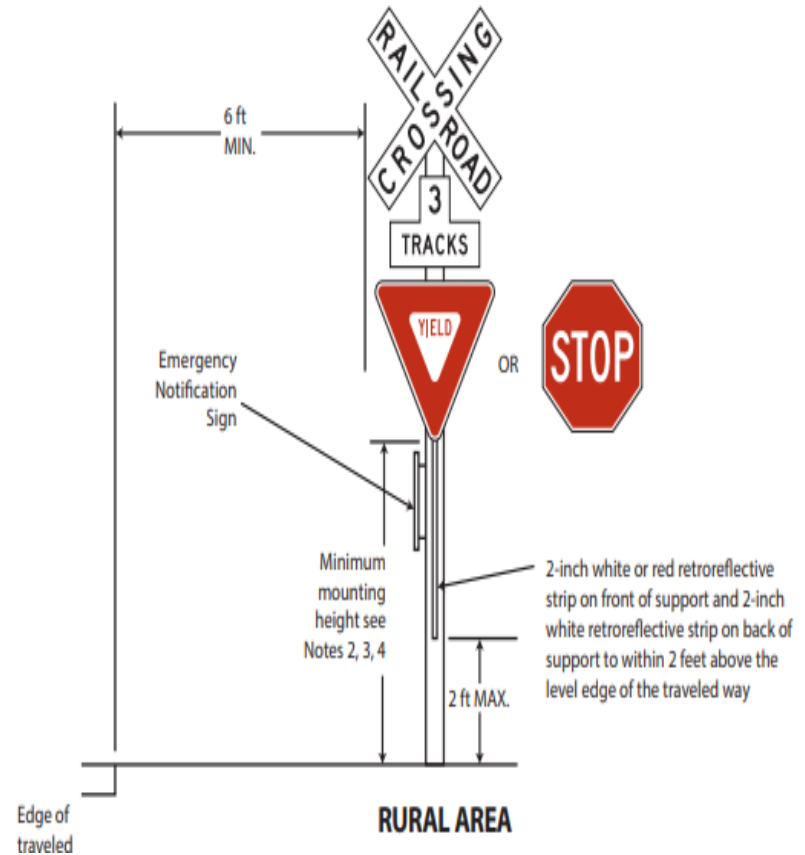


- All States submitted their annual Railway-Highway Crossing Program reports to FHWA on the progress being made to implement Section 130 and the effectiveness of the improvements. Next reports due August 31.
- 2018 Biennial Report to Congress drafted, next report due 2020.

Upcoming MUTCD Compliance Dates

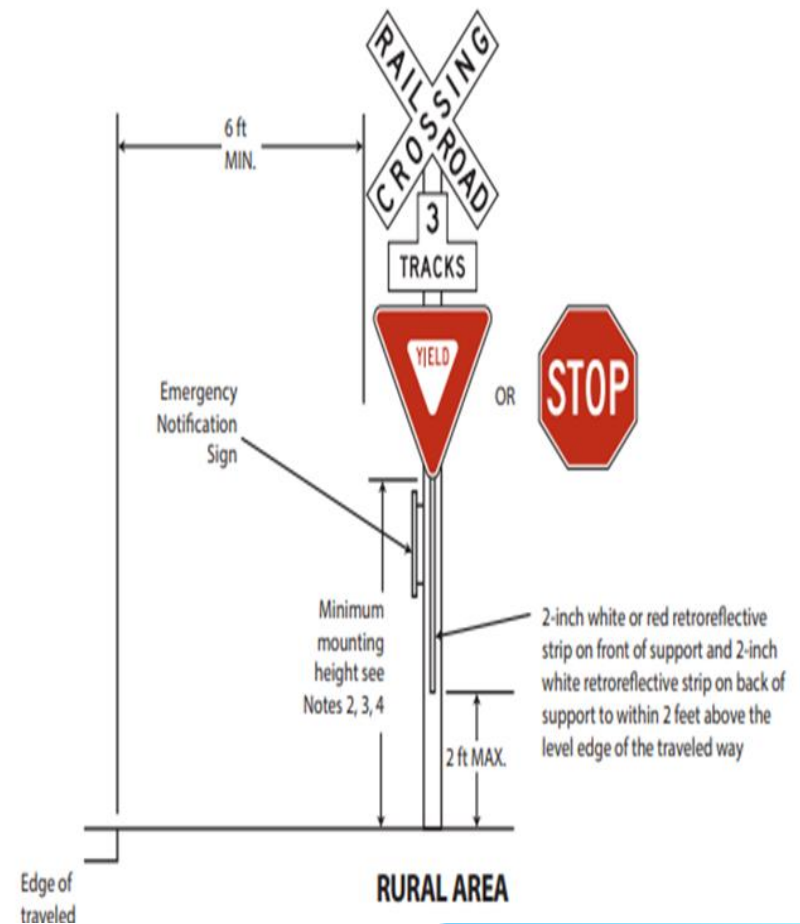
December 31, 2019:

Installation of **Crossbuck Assemblies at passive crossings** (this is usually accomplished by the addition of a YIELD sign, but occasionally when justified is accomplished by the addition of a STOP sign)



Upcoming MUTCD Compliance Dates

- Installation of white retroreflective strips on the fronts of Crossbuck support posts and on the backs of Crossbuck sign blades



https://mutcd.fhwa.dot.gov/pdfs/2009r1r2/pdf_index.htm

What's new?

FHWA-FRA Joint Webinar Series

Recordings posted on website

<https://safety.fhwa.dot.gov/hsip/xings/>

Next webinar

GXDash Demonstration and MUTCD & ENS

Scheduled for April 25th 1:00-2:30 PM ET. Register by Fri. April 20th at:

<https://collaboration.fhwa.dot.gov/dot/fhwa/WC/Lists/Seminars/DispForm.aspx?ID=1646>

FRA GX Dash Webpage

www.fra.dot.gov/gxdash

Navigation bar with browser address bar (www.fra.dot.gov/gxdash), search bar, and menu items: National, Local, Details, Help, Information.



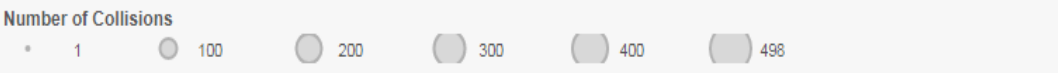
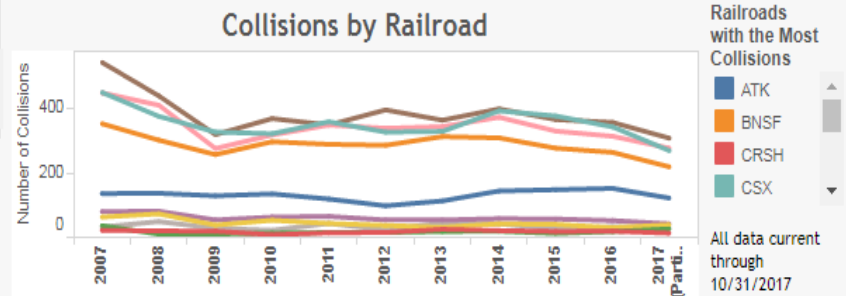
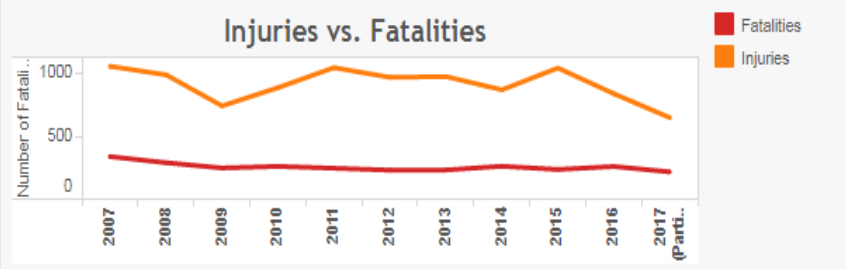
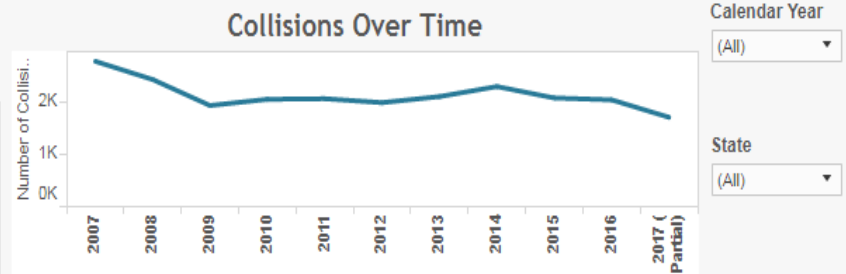
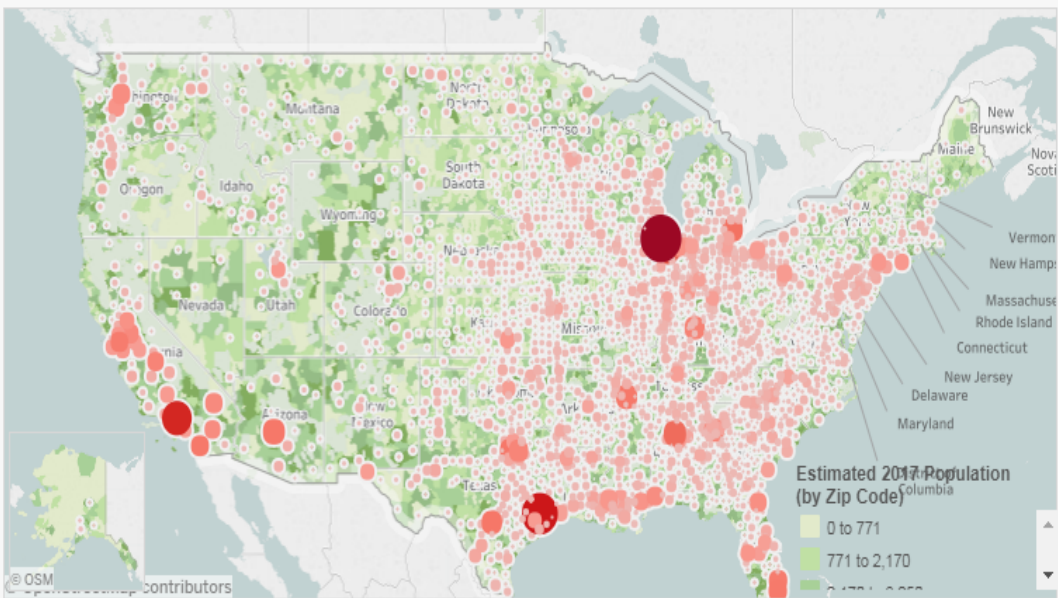
Highway-Rail Crossing Collisions 2007-2017 (Partial)

Years Displayed: All
States Displayed: All

Collisions
23,470

Injuries
10,081

Fatalities
2,822



2007-2017 Data Breakdown

www.fra.dot.gov/gxdash

Navigation bar with browser address (www.fra.dot.gov/gxdash), tabs (National, Local, Details, Help, Information), and application icons (Apps, Bookmarks, ROA Vetting Tracking, Quiet Zone Calc., GXTF - SharePoint, JPM Government Card, Parking Garage, Task Force Charter Te, Appropriations for Fis, Crossing_Inventory_G).



Highway-Rail Crossing Collisions Details

Years Displayed: All
States Displayed: All

Calendar Year
(All)

State
(All)

Injuries?

- (All)
- No
- Yes

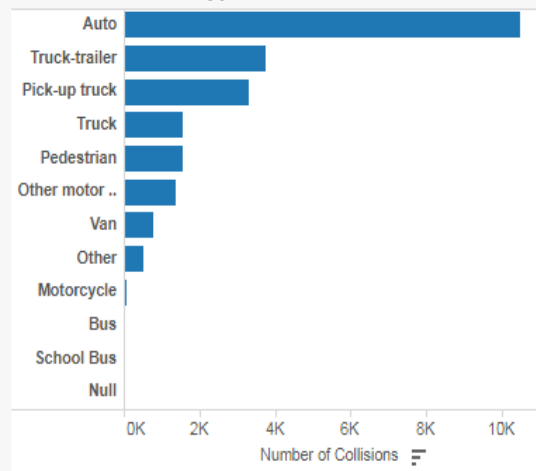
Fatal?

- (All)
- No
- Yes

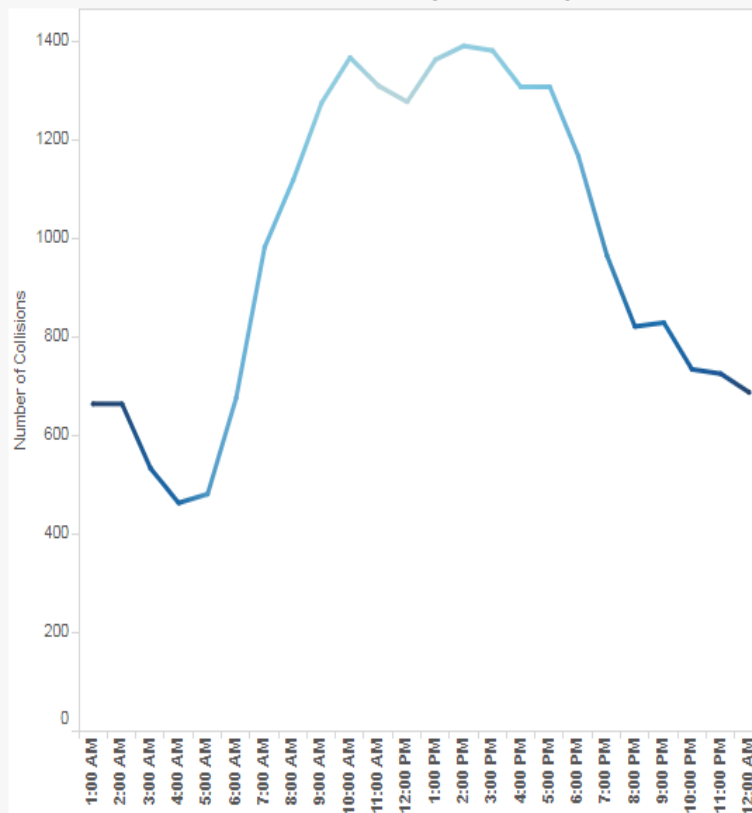
Note: The statistics presented here include both public and private crossings.

*Private crossing are not required to have warning devices and are counted in the "None" category.

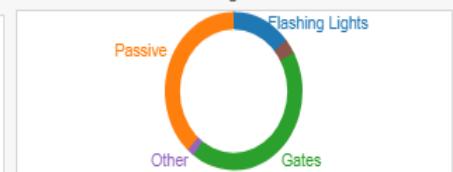
Type of Vehicle



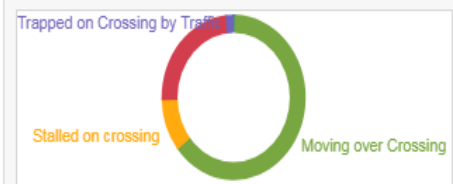
Number of Collisions by Time of Day



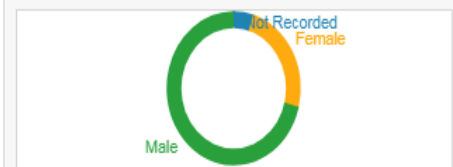
Warning Device



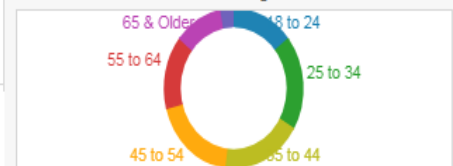
Vehicle Position



Driver Gender



Driver Age



What's new?

Rail-Highway Crossings Program (Section 130) Questions & Answers

https://safety.fhwa.dot.gov/legislationandpolicy/fast/xing_qa.cfm

Obligation rates now available!!

https://safety.fhwa.dot.gov/hsip/gen_info/slorhsip/

Coming Soon!

New “Safety Talk”

Listserv for Rail Crossing Safety

- Open to all partners
- Discussion forums
- Calendar and announcements for webinars and conferences
- Much more!
- Looking for volunteers....



Coming in the next year...



- FRA Rulemaking on State Action Plans
- New Grade Crossing Handbook
- Increased FHWA & FRA Partnering
(training, technical assistance, tools)

Thank you!

Contact:

Jessica Rich

FHWA Tennessee Division

jessica.rich@dot.gov

615-781-5788

Kelly Morton

FHWA Office of Safety

kelly.morton@dot.gov

602-382-8976

