

Section 130 Program Federal Perspective

SHRP2 Railroad-DOT Mitigation Strategies (R16)

Peer Exchange

October 4, 2017

Kelly Morton

FHWA Office of Safety



U.S. Department of Transportation
Federal Highway Administration



<http://safety.fhwa.dot.gov>

Agenda

1. Brief Overview of Section 130
2. FAST Act
3. Funding
4. Obligation Rates
5. Federal Aid Program Administration
6. What's New
7. Questions & Interactive Discussion



Who Does What

Agency Roles

FHWA	FRA
Regulates public road agencies	Regulates the railroad
Oversees and administers the Section 130 program with State DOTs	Regulates grade crossing and trespassing safety issues with railroads
Oversees public grade crossings and grade separation safety issues	Oversees public and private grade crossing and grade separation issues
Publishes the MUTCD Section 8	Oversees the national crossing inventory

Overview – What is “Section 130”?

- a.k.a. “Rail-Highway Crossings Program”
- Title 23 of the United States Code, Section 130, was created by Congress in 1987 to provide funds for the “Elimination of Hazards” at public railway-highway crossings



FAST Act

Fixing America's Surface Transportation (FAST) Act signed into law on December 5, 2015

- Authorizes \$305 billion over five years from FY 2016-FY 2020 for entire Federal-Aid Highway Program
- Increases Section 130 funding by \$5 million per year

2016	2017	2018	2019	2020
\$350 M*	\$230 M	\$235 M	\$240 M	\$245 M

*Includes a one-time increase to \$350 million from the FY 2016 Omnibus bill passed on December 18, 2015

Other FAST Act Requirements

- Model grade crossing action plan
- FRA regulation to develop or update a State Action Plan
- Allows Section 130 funding for State Action Plan
- Eliminate hazards from crossings blocked due to idling trains

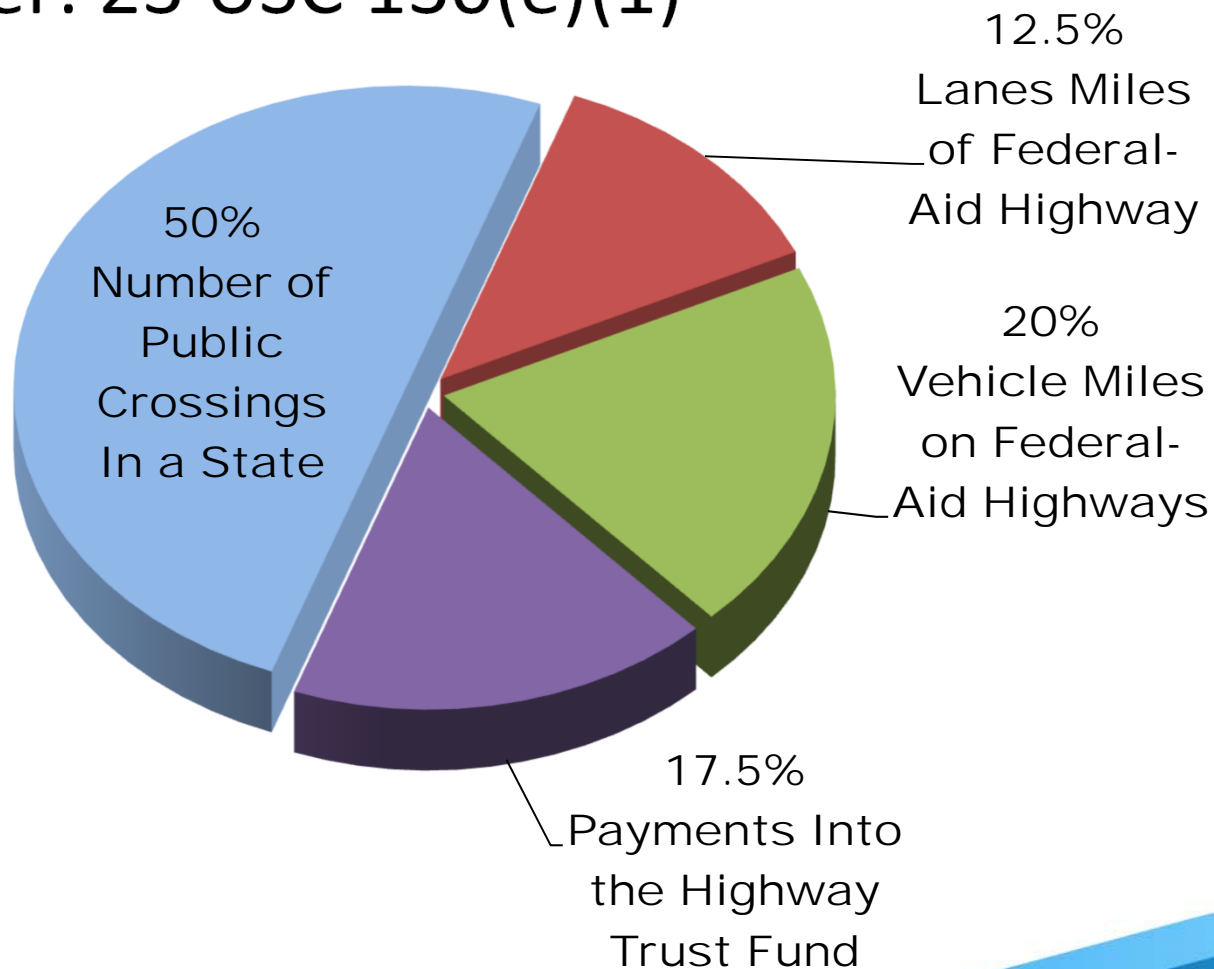
Funding



- Section 130 funds are set-aside from a State's HSIP funds
- Funds are apportioned to States by formula
- Minimum of 0.5% to each State
- Obligation Period is the Fiscal Year + 3 Years
- Federal Share is 90% for Section 130 funds

Funding distribution formula for a State

Per: 23 USC 130(e)(1)



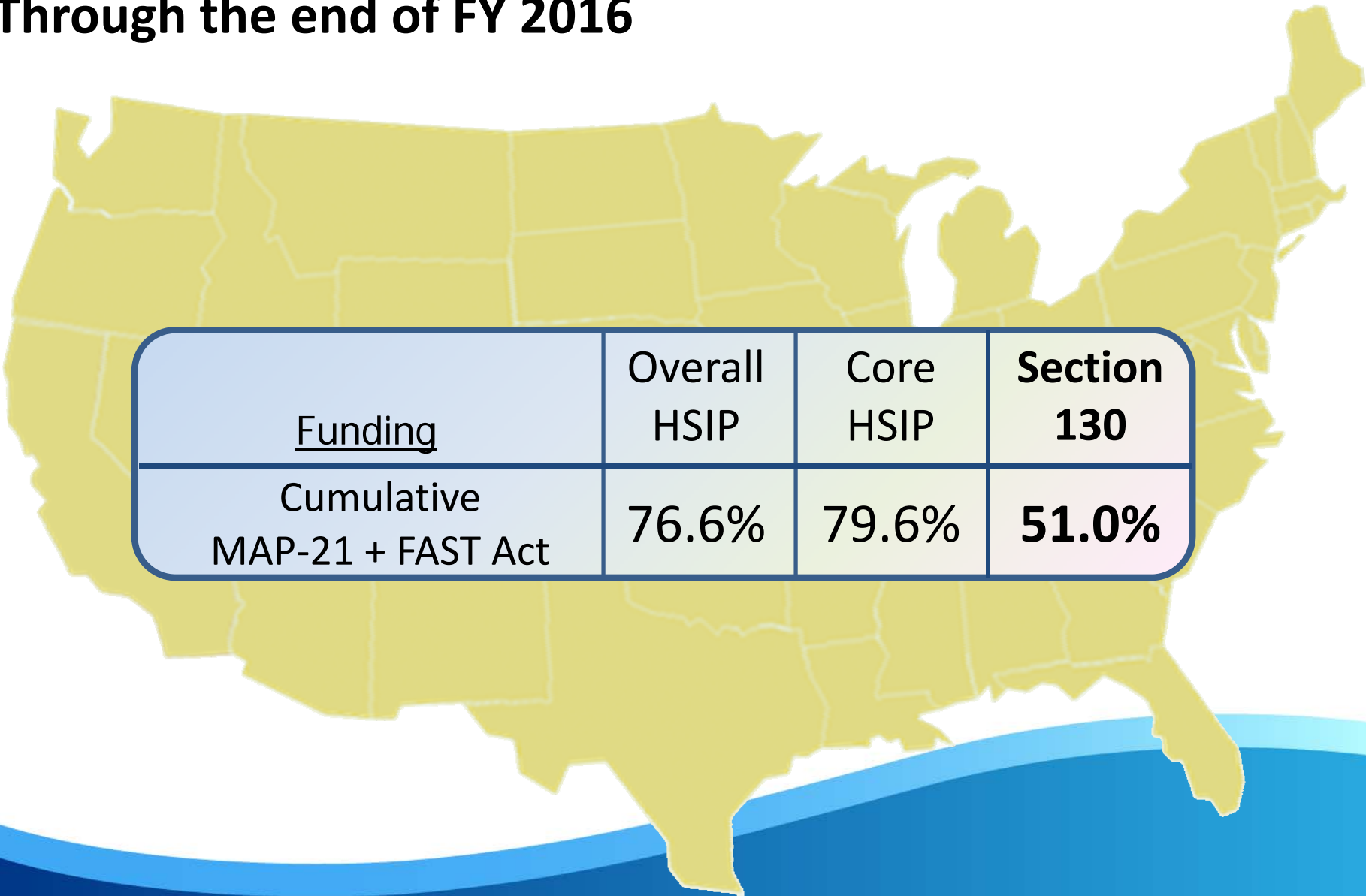
Updates – FY 2017 Funding Apportionments

- For FY 2017 the largest amounts are:



National Obligation Rates

Through the end of FY 2016



<u>Funding</u>	Overall HSIP	Core HSIP	Section 130
Cumulative MAP-21 + FAST Act	76.6%	79.6%	51.0%



Obligation Rates by State

**Cumulative MAP-21 & FAST Act
through end of FY 2016**

State	Funds Apportioned	Obligations to Date	% Obligated
Alabama	\$ 20,808,743	\$ 7,220,105	34.7%
Alaska	\$ 5,047,800	\$ 5,047,800	100.0%
Arizona	\$ 12,255,492	\$ 6,772,305	55.3%
Arkansas	\$ 17,256,827	\$ 6,309,294	36.6%
California	\$ 70,329,738	\$ 15,473,120	22.0%
Colorado	\$ 14,534,499	\$ 3,510,130	24.2%
Connecticut	\$ 5,959,498	\$ 1,900,518	31.9%
Delaware	\$ 5,047,800	\$ 2,144,327	42.5%
District of Columbia	\$ 5,047,800	\$ 3,056,408	60.5%
Florida	\$ 38,890,855	\$ 32,427,393	83.4%
Georgia	\$ 36,153,957	\$ 9,344,281	25.8%
Hawaii	\$ 5,047,800	\$ 1,637,639	32.4%
Idaho	\$ 8,129,217	\$ 1,749,298	21.5%
Illinois	\$ 47,388,211	\$ 22,298,007	47.1%
Indiana	\$ 33,655,520	\$ 12,315,924	36.6%
Iowa	\$ 23,954,285	\$ 8,480,098	35.4%
Kansas	\$ 27,153,268	\$ 15,601,410	57.5%
Kentucky	\$ 16,690,587	\$ 5,911,753	35.4%

State	Funds Apportioned	Obligations to Date	% Obligated
Louisiana	\$ 18,530,690	\$ 11,985,250	64.7%
Maine	\$ 5,636,517	\$ 1,411,017	25.0%
Maryland	\$ 10,521,453	\$ 5,731,969	54.5%
Massachusetts	\$ 11,106,561	\$ 9,216,889	83.0%
Michigan	\$ 34,158,665	\$ 11,053,585	32.4%
Minnesota	\$ 27,294,449	\$ 9,420,580	34.5%
Mississippi	\$ 15,532,138	\$ 15,532,138	100.0%
Missouri	\$ 25,250,743	\$ 23,313,103	92.3%
Montana	\$ 8,462,444	\$ 6,600,217	78.0%
Nebraska	\$ 16,377,524	\$ 5,654,398	34.5%
Nevada	\$ 5,047,800	\$ 3,086,830	61.2%
New Hampshire	\$ 5,047,800	\$ 2,335,918	46.3%
New Jersey	\$ 16,701,576	\$ 15,379,873	92.1%
New Mexico	\$ 7,318,367	\$ 4,737,828	64.7%
New York	\$ 28,300,473	\$ 13,338,275	47.1%
North Carolina	\$ 29,463,116	\$ 26,511,083	90.0%
North Dakota	\$ 16,687,122	\$ 9,872,961	59.2%

State	Funds Apportioned	Obligations to Date	% Obligated
Ohio	\$ 39,335,414	\$ 39,035,498	99.2%
Oklahoma	\$ 23,810,862	\$ 11,318,554	47.5%
Oregon	\$ 13,237,535	\$ 6,063,658	45.8%
Pennsylvania	\$ 29,985,163	\$ 7,210,322	24.0%
Rhode Island	\$ 5,047,800	\$ 1,124,347	22.3%
South Carolina	\$ 19,331,319	\$ 10,312,294	53.3%
South Dakota	\$ 10,637,398	\$ 2,583,114	24.3%
Tennessee	\$ 21,543,637	\$ 14,335,573	66.5%
Texas	\$ 80,578,306	\$ 45,074,157	55.9%
Utah	\$ 7,119,240	\$ 2,873,865	40.4%
Vermont	\$ 5,047,800	\$ 4,670,312	92.5%
Virginia	\$ 20,525,251	\$ 10,315,511	50.3%
Washington	\$ 18,608,081	\$ 10,410,690	55.9%
West Virginia	\$ 9,068,591	\$ 5,293,925	58.4%
Wisconsin	\$ 25,846,468	\$ 5,439,927	21.0%
Wyoming	\$ 5,047,800	\$ 2,751,604	54.5%

Program Administration

- The Section 130 Program is funded by Federal Highway Administration (FHWA), and administered by the State DOTs
 - States prioritize and select the projects
 - States oversee the design and construction
- FHWA Division Office in each State has a safety engineer who is primary contact for Section 130

State-Administered Programs



Per 23 CFR 924.9(a)(4)(ii)

State-specific, data-driven processes that:

- (A) consider the relative risk of public grade crossings based on a hazard index formula,
- (B) include onsite inspection, and
- (C) emphasize standard signing and markings at all public crossings

States utilize various processes to select and prioritize projects


What's new?

Model Action Plan—"Highway-Railway Grade Crossing Action Plan and Project Prioritization Noteworthy Practices"

- FHWA/FRA Joint project
- Published November, 2016
- Download at:

<https://safety.fhwa.dot.gov/hsip/xings/fhwasa16075/>

- Free hardcopy for you!



What's new?

FHWA-FRA Joint Webinar Series on Rail-Highway Crossing Issues **New!!**

- June webinar on State Action Plans recording available:

<https://safety.fhwa.dot.gov/hsip/xings/>

- Next webinar on National Crossing Inventory scheduled for October 18th 1:00-2:30 PM ET. Register by Fri. Oct. 13th at:

<https://collaboration.fhwa.dot.gov/dot/fhwa/WC/Lists/Seminars/DispForm.aspx?ID=1459>

What's new?

Rail-Highway Crossings Program (Section 130) Questions & Answers **New!!**

- FHWA published in August, 2017
- Available at:

https://safety.fhwa.dot.gov/legislationandpolicy/fast/xing_qa.cfm

What's coming in 2018?

- FRA Rulemaking on State Action Plans
 - Content
 - Review
 - Deadlines
- Biennial Report to Congress
- New Grade Crossing Handbook

***Questions
and
Interactive Discussion***

Thank you! For More Info...

FHWA Rail-Highway Crossings Program (Section 130)

<http://safety.fhwa.dot.gov/xings/>

FRA Railroad Crossing Safety & Trespass Prevention

www.fra.dot.gov/Page/P0841

Kelly Morton, P.E.

FHWA Office of Safety

kelly.morton@dot.gov